



District Report Card: 2017


State: Tamil Nadu	District: Chennai
Class: 3	Subject: Mathematics
Schools: 60	Students: 1014


Participation/Coverage


Students

<div>GENDER</div> <div></div>	Boys		Girls	
	Number	%	Number	%
	472	46.55	542	53.45

<div>AREA</div> <div></div>	Rural		Urban	
	Number	%	Number	%
	28	2.76	986	97.24

<div>CATEGORY</div> <div></div>	SC		ST		OBC		GEN	
	Number	%	Number	%	Number	%	Number	%
	492	48.52	3	0.30	465	45.86	54	5.33

<div>CWSN</div> <div></div>	LD	VI	HI	S&LD	ID	Oth
	1	0	1	2	4	4

<div>Management</div> <div></div>	Government		Government-aided	
	Number	%	Number	%
	409	40.34	605	59.66

Average Performance of Students in Mathematics (%)

Overall	Gender		Area		Management		Social Group			
	Male	Female	Rural	Urban	Govt.	Aided	SC	ST	OBC	GEN
58.86	59.73	58.11	65.71	58.67	56.59	60.40	59.28	75.56	58.14	60.37

Performance on Learning Outcomes (LOs)

Learning Outcomes	Description	Average Performance(%)
M301	Reads and writes numbers up to 999 using place value	58.41
M302	Compares numbers up to 999 based on their place values	69.82
M303	Solves simple daily life problems using addition and subtraction of three digit numbers with and without regrouping	48.80
M304	Constructs and uses the multiplication facts (up till 10) in daily life situations	56.07
M305	Analyses and applies an appropriate number operation in the situation/ context	45.27
M306	Explains the meaning of division facts by equal grouping/sharing and finds it by repeated subtraction	54.14
M309	Identifies and makes 2D-shapes by paper folding, paper cutting on the dot grid, using straight lines etc.	86.62
M311	Fills a given region leaving no gaps using a tile of a given shape	47.16
M312	Estimates and measures length and distance using standard units like centimeters or meters & identifies relationships	20.68
M317	Reads the time correctly to the hour using a clock/watch	71.79
M318	Extends patterns in simple shapes and numbers	50.45
M319	Records data using tally marks, represents pictorially and draws conclusions	84.62

Range of Performance of Students who Answered Correctly							
Below 30%		30% - 50%		50% - 75%		Above 75%	
Number	%	Number	%	Number	%	Number	%
83	8.19	270	26.63	438	43.20	223	21.99

Lowest Performing Learning Outcomes (LOs)

- 1 - Estimates and measures length and distance using standard units like centimeters or meters & identifies relationships (20.68)
- 2 - Analyses and applies an appropriate number operation in the situation/ context (45.27)
- 3 - Fills a given region leaving no gaps using a tile of a given shape (47.16)
- 4 - Solves simple daily life problems using addition and subtraction of three digit numbers with and without regrouping (48.80)
- 5 - Extends patterns in simple shapes and numbers (50.45)